



CAPE FEAR FOGHORN



Official Publication of the Cape Fear Sail & Power Squadron
67th Year of the Cape Fear Sail & Power Squadron

United States Power Squadrons®

America's Boating Club is a registered trademark of the United States Power Squadrons®

Monthly Newsletter

VOLUME 68, ISSUE 1

JANUARY 2019

TABLE OF CONTENTS

Next Meeting	1
Cdr Report.....	2
Sunshine Report.....	2
Exec Officer Report.....	3
SEO Report.....	3
AO Report	4
Secretary Report	4
Meg Morrison article.....	5
Calendar and Birthdays	6
Ads.....	7
Useful Links.....	8



Upcoming Meetings

67th Change of Watch
19 January 2019
18:00 (6:00 pm)
Beau Rivage

25 February 2019
Chili & Dessert Cook-off
The Lodge at Del Webb
17:30 (5:30 pm)
See flyer to right



CAPE FEAR SAIL & POWER SQUADRON

CHILI & DESSERT COOK OFF 2019!

The Lodge at Del Webb

624 Lyrebird Avenue, Wilmington

(At the Del Webb Neighborhood in RiverLights)

Monday, 25 February 2019

Social 1730 (5:30 pm)

Meeting 1800 (6:00 pm)

Tastings 1830 (6:30 pm)

BYOB for all beverages of your choice
Ice & refrigerator provided

Awesome Prizes!

No fee, but please register (whether you are bringing a food entry or not), by clicking *below*:

[Register Here](#) (control/click)

(Registration goes live on 21 January)

DEADLINE FOR FOOD ENTRIES: TUESDAY, 20 FEBRUARY

Note: Please have your entries there by 1700 (5:00 pm)
Serving utensils will be provided

**Cape Fear Sail & Power
Squadron 2018**

Commander

Cdr Ron Tilmon, SN-CN
406 Painted Spindle Court
Wilmington, NC 28405-8366
(910) 520-8807
[commander@
capefearsailandpowersquadron.org](mailto:commander@capefearsailandpowersquadron.org)

Executive Officer

Lt/C Ed Oeters, SN
7301 Rabbit Hollow Drive
Wilmington, NC 28411-7411
(910) 617-7961
[executiveofficer@
capefearsailandpowersquadron.org](mailto:executiveofficer@capefearsailandpowersquadron.org)

Squadron Educational Officer

Lt/C Ned Rhodes, SN
6013 Motts Village Road
Wilmington, NC 28412-3611
(703) 926-5961
[educationofficer@
capefearsailandpowersquadron.org](mailto:educationofficer@capefearsailandpowersquadron.org)

Administrative Officer

Lt/C Janet Anderson, S
1514 Grandiflora Drive
Leland, NC 28451-9531
(770) 714-4952
[administrativeofficer@
capefearsailandpowersquadron.org](mailto:administrativeofficer@capefearsailandpowersquadron.org)

Secretary

Lt/C Bob Smith, S
3201 Rensler Court
Wilmington, NC 28409-2155
(609) 240-4076
[secretary@
capefearsailandpowersquadron.org](mailto:secretary@capefearsailandpowersquadron.org)

Treasurer

Lt/C Steven Thompson, AP
4100 Passerine Avenue
Wilmington, NC 28412-5605
(910) 859-8184
[treasurer@
capefearsailandpowersquadron.org](mailto:treasurer@capefearsailandpowersquadron.org)

Newsletter Editor

Lt Arleen Rhodes
6013 Motts Village Road
Wilmington, NC 28412
910-523-5015
[FoghornEditor@
CapeFearSailAndPowerSquadron.org](mailto:FoghornEditor@CapeFearSailAndPowerSquadron.org)

Newsletter Publisher

Lt Teresa Sorrenti, P
6101 Motts Village Road
Wilmington, NC 28412-3612
(910) 399-1988
[Foghornpublisher@
CapeFearSailAndPowerSquadron.org](mailto:Foghornpublisher@CapeFearSailAndPowerSquadron.org)

Newsletter Photographer

Lt Barbara White
365 Cornubia Drive
Castle Hayne, NC 28429
barbarawhite@asu.edu

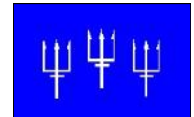


Cape Fear Sail & Power Squadron

Find us on 



COMMANDER'S REPORT
Cdr Ron Tilmon, SN-CN



Happy New Year. I hope each of you had a Merry Christmas and Happy New Year.

Things are now beginning to wind down leading up to the Change of Watch to be held on 19 January 2019. I highly encourage as many of you as possible to attend this event and welcome your new 2019 Bridge/Executive Committee members and do some serious socializing. Speaking of socializing, the Admin group has arranged special room prices at the Beau Rivage Country Club for those of you who would rather party hardy and then crash and burn before going home the next day. The special rate is \$99 and can be obtained by calling 910-392-9021, selecting option 2 and speaking to Bonnie.

In spite of several obstacles this year (including Hurricane Florence), I feel that we had a pretty good year. I want to express my appreciation to everyone on the Executive Committee for their support during this past year. I also appreciate the support of all of the members of the Squadron throughout this past year.

As you might imagine, I'm looking forward to the upcoming Change of Watch and plan to capitalize on the associated free time. However, at the same time, I sincerely hope that each of you will provide your incoming Bridge and Executive Committee members with your continued support.

SUNSHINE COMMITTEE
Lt Jan Hilbert



Happy New Year! I hope that 2019 will be a year full of hope as well as good health and happiness for all.

Get Well cards were sent to Robert Raleigh who had surgery following a fall; to Cdr Ron Tilmon, SN-CN who had a respiratory flare-up; and to Lt Genie Lancaster, S who recently had neck surgery. We send our very best wishes to all for their return to good health in record time.


A Sympathy card was sent to P/C Jim Nelson, AP and family in the death of his beloved wife, Janet Lucille Nelson. Janet passed away at Hospice on 30 December 2018. She was a special lady and dear friend to all those who knew her and we are so sorry for her loss.

In addition, a Sympathy card was sent to member P/Lt/C Carol Reilly, AP, formerly of Long Bay Squadron at Murrells Inlet, SC, on the death of her husband and member P/Lt/C Sean M. Reilly, AP. Sean passed away 31 December 2018 at Duke University Hospital. Our deepest sympathy goes out to Carol, family and friends.

If you know of anyone in need of a card, please phone me at 910-350-0902 or email hijanh@charter.net so that our good wishes may be forwarded to our Squadron members.



EXECUTIVE OFFICER'S REPORT P/Lt/C Ed Oeters, SN



Happy New Year! I am looking forward 2019. I have enjoyed being Executive Officer and will be working hard as your Commander for this coming year. We have a great Executive Committee, both new and experienced members, and we are already working on many activities for this coming year. We had a large number of new members join this past year (38) and a major focus will be getting them involved with Squadron activities. We will also be looking to experienced members for their help and guidance.

Be sure your vessel is in good operating condition because we expect to see you at many of the boating activities that are being planned. Vessel Safety Examiners can expect a busy year. Our local marinas welcome our vessel safety events and many are being planned. The 2019 decals are available and now is the time to get started.

2018 was a difficult boating year with two hurricanes and record rainfall. Here's to 2019 being a great boating year. See you on the water!



SQUADRON EDUCATION OFFICER'S REPORT Lt/C Ned W. Rhodes, SN



I am happy to report that we have added two new instructors to our ranks: Lt/C Otis White, S and Sandie Bateman, S. In addition, I have submitted paperwork for P/C Abe Walston, AP for approval from his most recent Instructor Development class. We look forward to adding these people to our future ABC classroom as instructors.

This is the last call for people to sign up for the **Engine Maintenance** class scheduled to start the first week in February. As I write this, we have only two people signed up and we need at least five students to make it worth the effort for the instructor.

I have scheduled the following classes for 2019, and you will be able to sign up on the Squadron web site soon. We need at least five students in order to conduct the class. Registration is open now, so pick your class and sign up.

Engine Maintenance starting 6 February 2019 for eight weeks

Marine Electronics starting 6 March 2019 for eight weeks


Weather starting 10 April 2019 for eight weeks

We have three students interested in taking **Junior Navigation** in 2019, and I am in the process of organizing that class. Stay tuned for more information.

Contact me at educationofficer@capefearsailandpowersquadron.org to let me know which courses you are interested in taking, if you have questions about our current offerings, or if you'd like to become an instructor with the Education Department.



ADMINISTRATIVE OFFICER'S REPORT Lt/C Janet Anderson, S



Meetings and Programs: I hope the 10 December Annual Awards meeting at the Pine Valley Country Club was a festive evening for everyone. It was great to see all the members enjoying themselves and the recognition of those who contributed so much to the Squadron in 2018.

The January Change of Watch (COW) meeting will be held at Beau Rivage on 19 January. With the installation of the new Bridge, this brings my tenure as Administrative Officer to a close. I wish Lt/C Otis White, S and 1/Lt Linda LeBer, P the best in 2019.

Membership: Over the course of 2018 the Squadron gained 38 new members. Please remember to look for our new members at the next meeting and speak with them. New members have the colored dots on their name tag for the first six months of their membership.

Membership Involvement: A New Member Reception will be held on 29 January at Inlet Watch for members who have come on board since June, and those new members who have not been able to attend a previous reception. New members will have an opportunity to talk with the new Bridge Officers and learn more about the history of the Squadron and upcoming events and classes.

Boating Activities: Lt Ron Hottes will be the Cruise Coordinator for the Squadron this year. Look for new cruising opportunities in 2019!



SECRETARY'S REPORT Lt/C Bob Smith, S



New Squadron Webmaster

P/C Mark Stacy, AP has volunteered to take over as our Squadron's webmaster. As previously announced, P/C Wilbur Chapman, SN had asked to be relieved of duty as Squadron Webmaster after several years of service during which our website has been consistently recognized with Distinctive Communicator Awards from United States Power Squadrons® reviewers, most recently for 2018. P/C Chapman has trained P/C Stacy on the basics as well as some of the nuances of the role, and P/C Stacy has already begun making updates. Items to be posted on the website can be emailed to P/C Stacy at webmaster@CapeFearSailAndPowerSquadron.org.

Please join me in thanking both P/C Chapman for his many years of service and P/C Stacy for volunteering to serve our Squadron in yet another capacity.

Squadron Website and Newsletter Garner Distinctive Communicator Awards – Again!

The Cape Fear Foghorn and our Squadron website have once again been recognized by United States Power Squadrons® national reviewers with Distinctive Communicator Awards. In her note to Cdr Ron Tilmon, SN-CN and Foghorn Editor, Lt Arleen Rhodes, District 27 Squadron Newsletter Advisor, R/C Kathleen Lambert, AP wrote "Your squadron should be proud of the quality of the newsletter you publish."

P/C Frank Kemp, JN of the United States Power Squadrons Communications Committee Web Site Evaluation Team was similarly complimentary about our website. In his note to Cdr Tilmon and Webmaster P/C Chapman, he wrote "it is a pleasure to review the photo albums that you have posted ... I would like to use Cape Fear's format as a 'good example' of what this should be like."

Please join me in congratulating current *Foghorn* Editor Lt Arleen Rhodes, past *Foghorn* Editors Lt Peggy Richards and Lt Jean Stacy, S, *Foghorn* Publisher Lt Teresa Sorrenti, P and former Webmaster P/C Chapman for the recognition their efforts have received.



1/Lt Meg Morrison, JN authored this informational article in the Wilmington StarNews

StarNews

WILMINGTON, N.C.

YOUR VOICE

Black diamonds and circles on Cape Fear River

By Meg Morrison

Your Voice Correspondent

WILMINGTON—Have you been boating lately on the Cape Fear River? If so, you've seen a ship with black diamonds and circular shapes hanging down from it. Some boaters just pass by (hopefully giving the vessel lots of room).

If you're wondering what these shapes mean, you can find out one of two ways. First, you can refer to the Navigation Rules and Regulations Handbook, sometimes call the "COLREGs" published by the U.S. Coast Guard. The handbook explains that these are called "day shapes." The three-shape vertical pattern consisting of the ball, diamond, and ball signify the ship is "restricted in her ability to maneuver." This means that because the boat is conducting some sort of work, other power and sail boats are to keep clear and give this vessel the right-of-way.

Examples of vessels restricted in their ability to maneuver are boats dredging, towing another boat, surveying the sea floor, laying or picking up piles, servicing navigation marks, exchanging cargo while underway, and aircraft carriers launching planes and helicopters.

The COLREGs continue to explain that a boat engaged in dredging or underwater operations must also display two vertical diamond shapes on one side and two vertical balls on the other. The two balls indicate there is an obstruction on that side of the working vessel, and the diamonds indicate this is the side on which to pass. This brings us to our "ahha" moment—it's a dredge on the Cape Fear River.

The second way to learn about these shapes is to take the Cape Fear Sail & Power Squadron's one-day America's Boating Course. The course is one day of classroom instruction followed the next day by an optional on-the-water teaching cruise in partnership with Wilmington Water Tours. This course is fast-paced and fun and complies with the N.C. boating education requirements for boaters born after Jan. 1, 1988. Topics include boat handling, safety equipment, aids to navigation, rules of the road, and more.

The on-the-water teaching cruise, which makes this class unique compared to others offered, takes the students down the Cape Fear River and into the Intracoastal Waterway and back, enhancing what was learned in the classroom. Visit www.weteachboating.org for more information and to enroll in the next class, which is 23 Feb.

Meg Morrison is assistant education officer of the Cape Fear Sail & Power Squadron. *The StarNews welcomes and will consider publishing Your Voice stories contributed by readers, nonprofits and clubs. They should be around 300 words and accompanied by a good-quality photograph. Contact Community News Editor Si Cantwell at 343- 2364 or si.cantwell@starnewsonline.com.*

December 2018

Sun	Mon	Tue	Wed	Thu	Fri	Sat
						1
2	3	4	5	6	7	8
9	10	11	12	13	14	15
16	17	18	19	20	21	22
23	24	25	26	27	28	29
30	31					



January 2019

Sun	Mon	Tue	Wed	Thu	Fri	Sat
		1	2	3	4	5
6	7	8	9	10	11	12
13	14	15	16	17	18	19
20	21	22	23	24	25	26
27	28	29	30	31		

Birthdays

JANUARY		
DAY	NAME	
5	Edward A.	LoBalbo
6	Jenifer	Conder
6	Ronald I.	Tilmon
7	John Elwood	Williams
9	Lia	Spark
11	Patricia F.	Arnold
12	James J.	Schutz
19	Stuart	Deibel
22	Jerry H.	Hall
22	Sheila M.	Lasley
22	Ned W.	Rhodes
23	George L.	Ball
26	Thomas B.	Bello
27	David P.	Parker
28	Abe	Walston II
28	Jade N.	Williams
30	Susan H.	Kreamer
30	Donald J.	McMahon
30	Alan Brewster	Smith

FEBRUARY		
DAY	NAME	
3	Detlev "Lank"	Lancaster
3	Edward	Oeters
9	Judy V.	McMahon
9	Maria L.	Price
9	Patrick	Sorrenti
11	E. Ken	Carter
11	Jean M.	Stacy
16	Nancy J.	Barnet
18	Frank L.	Deibel
18	David A.	Grimes
19	Matthew G.	Martin
28	John P.	Kelly
28	David	Munnikhuysen

2019 Schedule for District 27 and National Events		
USPS Spring Annual Meeting	17-23 February 2019	Orlando
D27 Spring Council/Conference	29-30 March 2019	Hilton DoubleTree Raleigh Durham Airport 4810 Page Creek Lane, Durham

United States Power Squadrons®
Come for the Boating Education... Stay for the Friends™





Check your life jacket

4-step prep for your life jacket before boating

While many boaters have traditional buoyant life jackets, an increasing number have switched to more modern inflatable life jackets. If you haven't inspected your inflatable life jacket after a summer's worth of hard boating, now's a good time to give it a closer look.

Here's a quick four-step prep for your inflatable life jacket:

1. **Open it up and look.** Gently open the life jacket, usually by pulling apart any hook-and-loop tape covers or flaps and unfolding. Pay close attention because repacking it is essentially the reverse of this process. Inside you will find a thin-walled bladder, which is what keeps your head above water when inflated, so take your time looking for any tears or abrasions. Are the waist strap and buckles in good working condition?
2. **Remove the cartridge.** Unscrew the carbon dioxide cartridge and ensure it hasn't been discharged, sometimes indicated by a small puncture in the center of the threaded end. Some inflators have a green ready-to-go indicator. Check the cartridge and inflation mechanism for corrosion. Some inflator mechanisms have a little "pill" or "bobbin" that dissolves in water allowing for automatic inflation. It should be in good shape. If not, purchase a rearming kit.
3. **Test for leaks.** Using your mouth, blow up the life jacket with the manual-inflation tube found on the upper left front of the life jacket. You can use this tube to fill the jacket with air in an emergency, so familiarize yourself with how it works. Leave the fully inflated life jacket alone for 24 hours to test for leaks.
4. **Repack.** If the life jacket still holds air after the time is up, deflate and repack according to the instructions, which usually can be found on an inside flap.

Now you should be ready for fall boating season. For more information on the care of life jackets, go to boat.us.org/life-jackets/care. —BoatUS



To join: <https://secure.afa.org/joinafa/JoinAFA.aspx>



JERRY BRIM
Site Manager

(910) 392-8100

Fax: (910) 392-6699 • Toll Free: (888) 658-1523
901 Shipyard Blvd. • Wilmington • NC • 28412
info@astorageplacewilmington.com
www.astorageplacewilmington.com

**Ship's Store**

www.capefearsquadron.qbstores.com

District 27 Website

<http://www.uspsd27.org/>

Our Squadron

<http://www.capefearsailandpowersquadron.org>

United States Power Squadrons® Website

<http://www.usps.org/>

Photo Albums

Select "Slide show" and enjoy!

<http://www.capefearsailandpowersquadron.org/wrappers/pages.php?ID=44>

Cape Fear Sail & Power Squadron
227 The Cape Blvd
Wilmington, NC 28411



***For Boaters,
By Boaterstm***

